

**MS MANIAR FINANCIALS (PRIVATE) LIMITED
FINANCIAL STATEMENTS
FOR THE PERIOD ENDED DECEMBER 31, 2018**

MS MANIAR FINANCIALS (PRIVATE) LIMITED
STATEMENT OF FINANCIAL POSITION
AS AT DECEMBER 31, 2018

	Note	Rupees December 2018	Rupees June 2018
ASSETS			
NON-CURRENT ASSETS			
Property & equipment	4	17,991,955	18,959,403
Intangible assets	5	2,500,000	2,500,000
Long term investment	6	14,671,803	21,353,582
Long term advances & deposits	7	1,610,000	1,610,000
		36,773,758	44,422,984
CURRENT ASSETS			
Trade receivables	8	165,255,775	164,295,011
Advances, deposits, pre-payments & other receivables	9	29,036,431	27,796,783
Short term investment	10	44,408,928	61,778,945
Bank balances	11	1,483,429	12,552,290
		240,184,562	266,423,029
TOTAL ASSETS		276,958,320	310,846,013
EQUITY AND LIABILITIES			
CAPITAL AND RESERVES			
Authorized Capital		250,000,000	250,000,000
2,500,000 (2017: 2,500,000) ordinary shares of Rs. 100/- each			
Issued, subscribed and paid-up capital	12	200,000,000	200,000,000
Unappropriated loss		(36,271,725)	(17,124,400)
Unrealised gain on revaluation of available for sale investments		3,859,863	10,541,642
		167,588,138	193,417,241
CURRENT LIABILITIES			
Short term running finance	13	96,617,416	99,766,946
Trade payables		7,019,407	12,049,607
Accrued expenses & other liabilities	14	5,733,358	5,612,219
		109,370,182	117,428,772
CONTINGENCIES AND COMMITMENTS	15	-	-
TOTAL EQUITY AND LIABILITIES		276,958,320	310,846,013

The annexed notes from 1 to 22 form an integral part of these financial statements.


Chief Executive



Director

MS MANIAR FINANCIALS (PRIVATE) LIMITED
STATEMENT OF PROFIT OR LOSS
FOR THE PERIOD ENDED DECEMBER 31, 2018

	Note	Rupees December 2018	Rupees June 2018
REVENUE			
Operating revenue	16	8,823,656	15,424,284
Capital loss on sale of securities		-	(1,911,372)
Loss on remeasurement of investments		(18,722,902)	(12,131,902)
		<u>(9,899,246)</u>	<u>1,381,010</u>
Administrative expenses	17	(7,504,871)	(29,063,467)
Finance cost	18	(2,550,857)	(8,067,806)
		<u>(10,055,728)</u>	<u>(37,131,273)</u>
Operating loss		<u>(19,954,974)</u>	<u>(35,750,263)</u>
Other charges	19	-	-
Other income	20	807,649	530,491
Loss before taxation		<u>(19,147,324)</u>	<u>(35,219,772)</u>
Taxation	21	-	(2,272,472)
Loss after taxation		<u>(19,147,324)</u>	<u>(37,492,244)</u>
(Loss) / earnings per share - basic and diluted	22	<u>(9.57)</u>	<u>18.25</u>

The annexed notes from 1 to 22 form an integral part of these financial statements.


Chief Executive



Director

MS MANIAR FINANCIALS (PRIVATE) LIMITED
STATEMENT OF COMPREHENSIVE INCOME
FOR THE PERIOD ENDED DECEMBER 31, 2018

Note	Rupees December 2018	Rupees June 2018
Loss after taxation	(19,147,324)	(37,492,244)
Other comprehensive income		
Unrealised loss on revaluation of available for sale investments	(6,681,779)	(14,592,661)
Total comprehensive loss for the year	<u>(25,829,103)</u>	<u>(52,084,905)</u>

The annexed notes from 1 to 22 form an integral part of these financial statements.


Chief Executive


Director