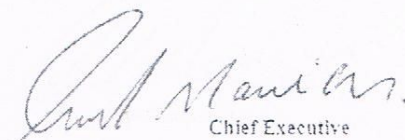



MS MANIAR FINANCIALS (PRIVATE) LIMITED
STATEMENT OF FINANCIAL POSITION
AS AT JUNE 30, 2020

	Note	Rupees 2020	Rupees 2019
ASSETS			
NON-CURRENT ASSETS			
Property & equipment	4	15,289,394	17,024,509
Intangible assets	5	2,500,000	2,500,000
Long term investment <i>at fair value through other comprehensive income</i>	6	-	14,055,522
Long term advances & deposits	7	1,610,000	1,610,000
		19,399,394	35,190,031
CURRENT ASSETS			
Trade receivables	8	74,695,408	112,597,738
Advances, deposits, pre-payments & other receivables	9	9,204,502	21,225,003
Short term investment	10	26,199,500	19,155,180
Bank balances	11	7,035,052	1,599,720
		117,134,462	154,577,641
TOTAL ASSETS		136,533,856	189,767,672
EQUITY AND LIABILITIES			
CAPITAL AND RESERVES			
Authorized Capital			
2,500,000 (2019: 2,500,000) ordinary shares of Rs. 100/- each		250,000,000	250,000,000
Issued, subscribed and paid-up capital	12	200,000,000	200,000,000
Reserves		(136,369,289)	(96,507,936)
		63,630,711	103,492,064
CURRENT LIABILITIES			
Short term running finance	13	57,972,253	72,033,332
Trade payables		10,245,945	10,705,919
Accrued expenses & other liabilities	14	4,684,967	3,536,357
		72,903,145	86,275,608
CONTINGENCIES AND COMMITMENTS	15	-	-
TOTAL EQUITY AND LIABILITIES		136,533,856	189,767,672

The annexed notes from 1 to 33 form an integral part of these financial statements.


Chief Executive



Director

MS MANIAR FINANCIALS (PRIVATE) LIMITED,
STATEMENT OF PROFIT OR LOSS
FOR THE YEAR ENDED JUNE 30, 2020

	Note	Rupees 2020	Rupees 2019
REVENUE			
Operating revenue	16	14,101,287	15,142,302
Capital loss on sale of securities		(2,207,962)	(1,899,221)
Unrealised gain / (loss) on remeasurement of investment at fair value - through profit or loss		927,511	(40,890,879)
		<u>12,820,836</u>	<u>(27,647,798)</u>
Administrative expenses	17	(40,823,952)	(43,628,002)
Finance cost	18	(9,347,920)	(11,137,374)
		<u>(50,171,872)</u>	<u>(54,765,376)</u>
Operating loss		(37,351,036)	(82,413,174)
Other income	19	845,233	625,597
Loss before taxation		(36,505,803)	(81,787,578)
Taxation	20	(305,694)	(839,541)
Loss after taxation		<u>(36,811,497)</u>	<u>(82,627,119)</u>
Loss per share - basic and diluted	21	(18.41)	(41.31)

The annexed notes from 1 to 33 form an integral part of these financial statements.



Chief Executive

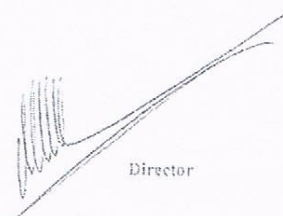

Director

MS MANIAR FINANCIALS (PRIVATE) LIMITED
 STATEMENT OF COMPREHENSIVE INCOME
 FOR THE YEAR ENDED JUNE 30, 2020

Note	Rupees 2020	Rupees 2019
Loss after taxation	(36,811,497)	(82,627,119)
<u>Other comprehensive loss for the year</u>		
Items that will not be reclassified to statement of profit or loss subsequently		
Realised loss on the sale of investment	(554,502)	-
Unrealised loss on remeasurement of investment - At fair value - through other comprehensive income	(2,495,354)	(7,298,060)
Total comprehensive loss for the year	(39,861,354)	(89,925,179)

The annexed notes from 1 to 33 form an integral part of these financial statements.


 Chief Executive


 Director