



MS MANIAR FINANCIALS (PRIVATE) LIMITED
STATEMENT OF FINANCIAL POSITION
AS AT JUNE 30, 2022

	Note	Rupees 2022	Rupees 2021
ASSETS			
NON-CURRENT ASSETS			
Property & equipment	4	12,609,807	14,113,717
Intangible assets	5	3,715,000	3,850,000
Long term advances & deposits	6	1,659,460	1,610,000
		17,984,267	19,573,717
CURRENT ASSETS			
Trade receivables	7	76,691,237	114,428,444
Advances, deposits, pre-payments & other receivables	8	30,379,986	7,871,772
Short term investment	9	27,702,215	40,689,238
Bank balances	10	3,129,145	7,755,169
		137,902,582	170,744,623
TOTAL ASSETS		<u>155,886,849</u>	<u>190,318,340</u>
EQUITY AND LIABILITIES			
CAPITAL AND RESERVES			
Authorized Capital			
2,500,000 (2021: 2,500,000) ordinary shares of Rs. 100/- each		250,000,000	250,000,000
Issued, subscribed and paid-up capital	11	200,000,000	200,000,000
Reserves		(127,598,954)	(102,504,376)
		72,401,046	97,495,624
CURRENT LIABILITIES			
Short term running finance	12	71,437,847	65,122,237
Trade payables		8,362,497	8,958,462
Taxation - net		189,310	-
Accrued expenses & other liabilities	13	3,496,150	18,742,017
		83,485,804	92,822,716
CONTINGENCIES AND COMMITMENTS	14	-	-
TOTAL EQUITY AND LIABILITIES		<u>155,886,849</u>	<u>190,318,340</u>

The annexed notes from 1 to 31 form an integral part of these financial statements.



Chief Executive



Director

MS MANIAR FINANCIALS (PRIVATE) LIMITED
STATEMENT OF PROFIT OR LOSS
FOR THE YEAR ENDED JUNE 30, 2022

	Note	Rupees 2022	Rupees 2021
REVENUE			
Operating revenue	15	16,035,212	16,801,617
Capital gain on sale of securities		2,837,774	8,524,001
Unrealised (loss) / gain on remeasurement of investment at fair value - through profit or loss		(23,316,632)	16,593,290
		(4,443,645)	41,918,908
Administrative expenses	16	(20,685,312)	(19,964,102)
Finance cost	17	(7,864,106)	(5,994,780)
		(28,549,418)	(25,958,882)
Operating (loss) / profit		(32,993,063)	15,960,026
Other income	18	17,873,833	7,579,575
(Loss) / profit before taxation		(15,119,229)	23,539,601
Taxation	19	(259,567)	335,845
(Loss) / profit after taxation		(15,378,796)	23,875,446
(Loss) / earnings per share - basic and diluted	20	(7.69)	11.94

The annexed notes from 1 to 31 form an integral part of these financial statements.



Chief Executive



Director

MS MANIAR FINANCIALS (PRIVATE) LIMITED
STATEMENT OF COMPREHENSIVE INCOME
FOR THE YEAR ENDED JUNE 30, 2022

Note	Rupees 2022	Rupees 2021
(Loss) / profit after taxation	(15,378,796)	23,875,446
<u>Other comprehensive (loss) / income for the year</u>		
Items that will not be reclassified to statement of profit or loss subsequently		
Unrealised (loss) / gain on remeasurement of investment - At fair value - through other comprehensive income	(9,715,782)	9,989,466
Total comprehensive (loss) / income for the year	<u>(25,094,578)</u>	<u>33,864,912</u>

The annexed notes from 1 to 31 form an integral part of these financial statements.


Chief Executive


Director